

# Year 11 Mock Exams

## January 2026

---

“Study for knowledge, not just grades.”

“The chapters you study today write the story of your future.”



# What is the point of mocks?


---

- They enforce the start of **revision** earlier than you might have started otherwise.
- They mean you are **familiar** with exam paper layout and exam procedures.
- They give you an **indication** of how well you might do in the real exam.
- Most importantly: they point out the bits you **don't know!**



# Why is that important?

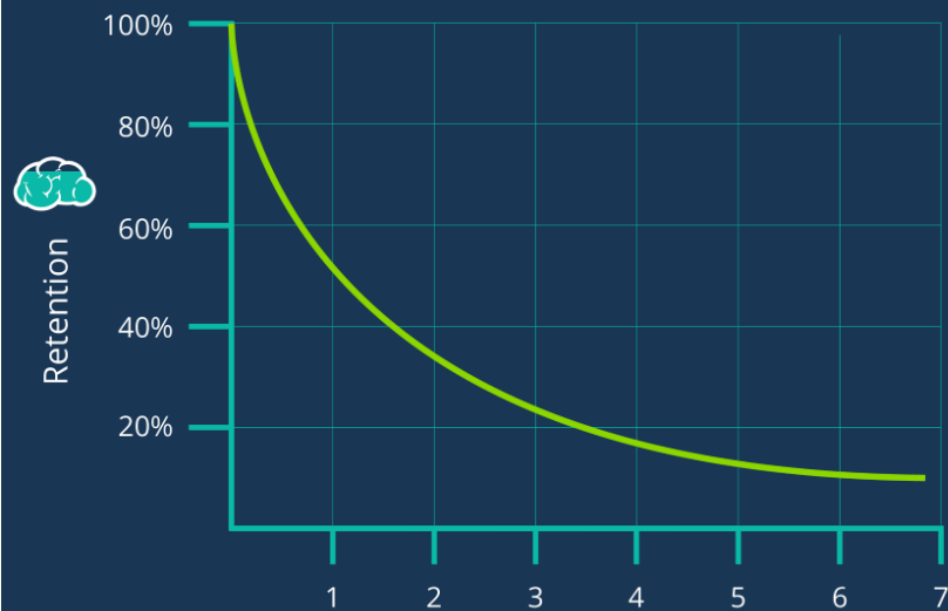
- Everyone wants to come out of an exam having answered all of the questions well. But, this can lead to **too much confidence** and a lack of revision before the **real exams**.
- If there is a question you didn't do well on, you know you need to **revise** that area **harder** or in **more depth**, or you may need to practice your **exam technique**.
- You are allowed to get it wrong at this point – but do not ignore those mistakes!



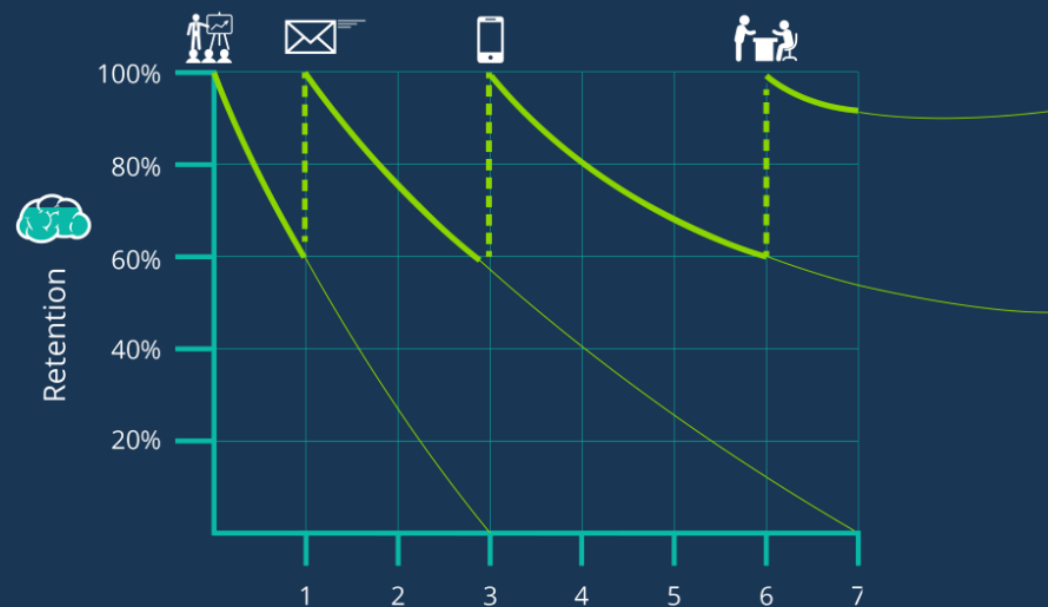
## Don't leave all the hard work until May!

- Ebbinghaus discovered the nature of memory loss over time. The graph illustrates that when you first learn something, the information disappears at an exponential rate, i.e. you lose most of it in the first couple of days, after which the rate of loss tapers off.
- As you can see, the more you revise what you've learnt, the flatter your forgetting curve gets.

### THE FORGETTING CURVE



### COMBATING THE FORGETTING CURVE





# How should I revise effectively?

---

- [3 tips on how to study effectively](#)
- Re-reading and highlighting are **not** effective methods.
- **Self-quizzing** is effective.
- **Interleaving** subjects and topics is effective.
- Answering and marking **past papers** is effective.
- There are lots of tips and links in your **booklet**.





# Make a revision timetable

- Use the template in your booklet to help you.

Day	Morning	Afternoon	Evening
Friday 19th Dec	Last day of Autumn term		
Saturday 20th Dec			
Sunday 21st Dec			
Monday 22nd Dec			
Tuesday 23rd Dec			
Wednesday 24 <sup>th</sup> Dec			
Thursday 25th Dec	Christmas Day!		
Friday 26th Dec			



# Exam timetable

- This is in your booklet.
- All exams will be in the **gym** unless otherwise stated.
- **Normal rules** for uniform, jewellery, behaviour apply.
- Students with **special examination arrangements** will be informed of room arrangements **individually**.

GCSE Mock Timetable January 2026 - Week 1

DAY/DATE	START TIME P1 & 2	SUBJECT	DURATION	START TIME P3 & 4	SUBJECT	DURATION	START TIME P5	SUBJECT
Thurs 8th January		No exams this morning			No exams this morning		2pm	Languages listening in class for Foundation Tier
Fri 9th January		No exams this morning		11.20am	Geography (Physical) - AQA	1hr 30m		No exams this afternoon
Mon 12th January	8.45am	Biology - AQA Combined Biology - AQA	1hr 45m 1hr 15m	11.20am	History (Germany) - Pearson/Edexcel	1hr 30m		No exams this afternoon
Tues 13th January	8.45am	Religious Studies - WJEC/Educas Food Prep and Nutrition - AQA French Reading - AQA German Reading - AQA	2hrs 1hr 45m 45m (F) 1hr (H) 45m (F) 1hr (H)	11.20am	Health & Social - Camb Nats (OCR) Russian Reading - Edexcel Physical Education - OCR	1hr 15m 1hr 5m 1hr		No exams this afternoon
Wed 14th January	8.45am	English Literature - AQA	1hr 45m	11.20am	Maths Paper 1 - AQA	1hr 30m		No exams this afternoon
Thurs 15th January	8.45am	Business - AQA	1hr 45m	11.20am	Computer Science - Pearson/Edexcel Geography (Human Geography) - AQA	1hr 30m 1hr 30m	2pm	Languages listening in class for Higher Tier
Fri 16th January	8.45am	Chemistry - AQA Combined Chemistry - AQA	1hr 45m 1hr 15m	11.20am	Maths Paper 2 - AQA	1hr 30m		No exams this afternoon

GCSE Mock Timetable January 2026 - Week 2

DAY/DATE	START TIME P1 & 2	SUBJECT	DURATION	START TIME P3 & 4	SUBJECT	DURATION	START TIME P5	SUBJECT
Mon 19th January	8.45am	English Literature - AQA	1hr 30m	11.20am	History (Cold war) Pearson/Edexcel	1hr		No exams this afternoon
Tues 20th January	8.45am	Design & Technology - AQA Russian Writing - Edexcel	2hrs 1hr 25m	11.20am	Further Maths Paper 1 - AQA	1hr 45m		No exams this afternoon
Wed 21st January	8.45am	Geography (Physical Applications) - AQA Drama - WJEC/Educas Computing - Pearson/Edexcel	1hr 30m 1hr 30m 2hrs	11.20am	French Writing - AQA German Writing - AQA	1hr 10m (F) 1hr 15m (H) 1hr 10m (F) 1hr 15m (H)		No exams this afternoon
Thurs 22nd January	8.45am	Physics - AQA Combined Physics - AQA	1hr 45m 1hr 15m	11.20am	Maths Paper 3 - AQA	1hr 30m		No exams this afternoon
Fri 23rd January	8.45am	Further Maths Paper 2 - AQA Russian Listening - Edexcel	1hr 45m 45m	11.20am	Physical Education - OCR	1hr		No exams this afternoon

# Arrangements for exams

## Morning exams:

1. **Go to your tutor room first**, register, then go to the **hall at 8:40**.
2. Take everything you need for the exam out of your bag. You will either need a clear pencil case, or you will need to carry your stationery in your hand. You will be allowed to take a bottle of water into the exam room, but the label **must** be removed.
3. Place your bag on the stage, hand in valuables, phones, watches for safe keeping and sit down.

## Exams after break:

Stay in the hall and get ready to be called in. Bags on stage etc.

**If you do not have an exam, you must go to your normal lessons.  
It is vital that you follow these instructions carefully.**





# Arrangements for exams

## Before the exam

- Sit quietly and wait to be called into the gym.
- Enter the gym in silence and in the order called, then sit in your designated seat.
- Listen carefully to the instructions of the invigilators.
- Check you have the correct paper and equipment and raise your hand if unsure.

## During the exam

- Full exam board conditions apply. Never attempt to communicate with another student or attract their attention.
- Write in black pen.
- Raise your hand if you need anything.
- Follow invigilator instructions in case of emergency.
- Use all of the available time. You will not be allowed to leave early. There will be a clock at the front of the room.

# Arrangements for exams

- You are under exam conditions until you have left the room.
- When instructed by the invigilators, leave silently and go to the Hall to collect your bag.
- Collect valuables from Reception.
- **Go straight back to your normal lesson.** Do not wait around in the Hall or disturb lessons by being noisy in the corridors

# The Exams Team

**Mrs Melton** is the **exams officer**, and she also has a team of invigilators.

## The role of the invigilators:

- **Maintaining Order and keeping the exam conditions FAIR:**  
Invigilators are essential for maintaining order during examinations, ensuring a fair testing environment for all students.
- **Rule Enforcement:** They ensure that all examination rules are followed, preventing any potential cheating or malpractice. Invigilators will check your photocard to make sure that you are sitting in the correct place – but it is up to you to make sure the exam you are sitting is the correct paper/ level.
- **Student Assistance:** Invigilators provide necessary assistance to students during exams, helping to clarify any doubts they may have.

# Equipment

---

Please ensure you have the correct equipment for mock exams.

Check now as you may have to buy these and shops may be running low on supplies.

Clear Pencil case, Black pens, Pencils, Rubbers, Rulers, Calculators, Protractors & Compass.

**The Joint Council for Qualifications does not require centres (school) to provide candidates with these.**

**As a candidate sitting an exam you are responsible for providing your own equipment.** However, we do provide equipment on desks for you. The only exception to this is a **calculator – please remember to bring your own.**

**Note: Any type of erasable pen is not allowed!!**





# Watches

## Prohibited Devices

- Students are not permitted to wear any watch during the exam.
- It takes too long to work out which are or aren't smart watches, so everything is banned.
- You can't wear a Fitbit or any other electronic device around your wrist.
- You can't wear smart glasses.
- EarPods and other electronic devices need to be in your bag (and should be anyway).





# Water bottles and drinks

- Clear Bottles Only
- Students are permitted to use only clear bottles, ensuring visibility of the contents during the exam. It can only be water.
- No Labels Allowed - bottles must be free of any labels to maintain a standardised and distraction-free exam environment.
- Invigilators have the authority to ask you to remove the lid so they can check there is nothing hidden inside the lid.
- Hydration During Exams: having water available helps keep students hydrated, enhancing focus and performance during the exam.



# Other

## Tissues


- If you need a tissue, then ask the invigilator for one – you can't bring your own in case you have written on them.

## Hands

- Do not write on your hands/ make sure they are clean – the invigilator will not know when any designs were added so it can be seen as an attempt to cheat.

## Starting your exam

- The invigilator will tell you when you can pick up your pen, so don't sit down and start writing.



# What is malpractice?

**It means not complying to rules and regulations in relation to the examination.  
There will be a formal warning letter sent home for anyone not complying with exam board regulations, as well as in-school sanctions.**

Examples are:

- Breach of instructions from an invigilator
- Failing to abide by the conditions of supervision
- Working with other candidates
- Copying from another candidate
- Allowing work to be copied
- Deliberate destruction of another candidates' work
- Disruptive behaviour in the exam room
- Misuse of materials or technology to support with the exam

This includes not being quiet outside an examination room and disturbing those left inside.

# Potential Penalties for Malpractice

The awarding body is notified immediately. They may decide to:

- Take no action
- Carry out a full investigation

**Possible sanctions include:**

- Warnings
- Loss of marks
- Disqualification
- Barred from taking all exams for a set period
- Permanent record on your individual results



# On the day

---

- Have breakfast and check your bag for all equipment for the exams today.
- Be on time! If you are late, you will not get the full exam time – we cannot wait for you to begin.
- (This is different in the real exam – to be explained in the future).



BE ON TIME





# Mock Results

---

- You will receive your results in **assembly** on **Wednesday 25<sup>th</sup> February**.
- Your **Parents' Evening** will be on **Thursday 26<sup>th</sup> February** where your teachers will **discuss** your results with you and your parents.

